



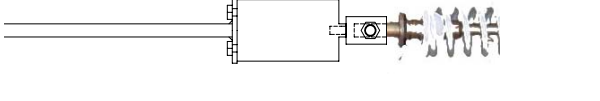



Unit 626 Kilshane Avenue, North West Business Park, Ballycoolin, Dublin 15, Ireland
 Telephone: +353 1 8612 632 Fax: +353 1 8612 647 email:sales@driverite.iol.ie
 website: www.driveriteltd.com

LOAD SENSING VALVE

FIAT DUCATO / PEUGEOT BOXER / CITROEN RELAY 2002-
 (Vehicles without ABS only)

INSTALLATION INSTRUCTIONS

<p>Measure the distance between the bottom of the spring collar (A) and the adjusting collar (B). IT IS VERY IMPORTANT TO MAKE A NOTE OF THIS MEASUREMENT.</p>	
<p>Release the adjusting collar and remove the unit.</p>	
<p>Place the unit in a vice and cut the rod 30 mm from the spring collar.</p>	
<p>Assemble the new unit and mount it on the 30 mm stub.</p>	
<p>Slip the adjusting nut on the new bar.</p>	
<p>Replace the unit on the vehicle. Make sure the cylinder is closed and adjust to the original length as measured. Tighten.</p>	
<p>Cut the air line from the airsprings and insert a T connector. Make sure the filter is screwed into the port nearest to the piston of the LSV cylinder, and run a length of tube between the T connector and the other port of the cylinder.</p>	